

AUSTRALIAN PONY STUD BOOK  
SOCIETY INCORPORATED


# INFORMATION BOOKLET

2013

Ten Purebred Breeds  
Four Breed Registers

One Society

One  
Membership



# CONTENTS

AUSTRALIAN PONY STUD BOOK SOCIETY INC.....	3
BRANCH CONTACTS .....	3
Victoria & Tasmania .....	3
New South Wales.....	3
Queensland .....	3
Western Australia .....	3
South Australia & Northern Territory .....	3
HISTORY OF THE SOCIETY .....	4
MEMBERSHIP .....	5
Membership fees .....	5
FEDERAL OFFICE ENQUIRIES – Memberships and all registrations and recordings.....	6
STATE BRANCH ENQUIRIES – Stud Shows, Activity Events, Seminars and Branch Newsletters .....	6
REGISTRATION PROCEDURE FOR PUREBRED PONIES.....	6
Procedure to Adult Register Filly Foal From Birth and Foal Record Colts.....	6
Procedure to Adult Register Geldings & Adult Gelding Register from Birth.....	7
Procedure to Adult Register a Stallion .....	8
Procedure to Register under Reciprocal Rights.....	8
Artificial Insemination and Embryo Transfer.....	9
DNA Typing of Over Age Ponies.....	9
RECORDING A PREFIX AND BRAND.....	9
PROCEDURE TO TRANSFER .....	9
PROCEDURE TO LEASE .....	10
FEES AND PAYMENT .....	11
WHEN BUYING A PONY .....	12
A few good reasons why you should buy an APSB Registered pony.....	13
APSB BREED REQUIREMENTS .....	14
The Australian Pony .....	14
The Shetland Pony.....	16
The Welsh Mountain and Welsh Pony.....	16
The Hackney Horse and Hackney Pony.....	17
The Dartmoor Pony- Section I .....	17
The Australian Dartmoor Pony - Section II.....	17
The Connemara Pony.....	18
The New Forest Pony Section I.....	18
The Australian New Forest Pony Section II .....	18
The Highland Pony Section I.....	19
The Australian Highland Pony Section II.....	19
The Fjord Horse.....	20
APSB REGISTERS .....	20
Section I: Gypsy Cob.....	20
Section II – APSB Part Bred Gypsy Cob .....	22
APSB Riding Pony .....	22
APSB Part-Bred.....	23
APSB Breed Section Headings at Shows. ....	23
APPENDICES .....	24

# AUSTRALIAN PONY STUD BOOK SOCIETY INC

For particulars of registration and membership contact the Registrar:

APSB Registrar

Australian Pony Stud Book Society Inc [Federal Office]

P.O Box 267

Glenbrook NSW 2773

Telephone 02 4739 0008

Fax: 02 4739 9879

Email: [registrar@apsb.asn.au](mailto:registrar@apsb.asn.au)

Web: [www.apsb.asn.au](http://www.apsb.asn.au)

## BRANCH CONTACTS

### Victoria & Tasmania

The Secretary

Australian Pony Stud Book Society [VIC Branch]

P.O Box 2132 Geelong Victoria 3220

Telephone: 03 5221 3099 Fax: 03 5229 8244

Email: [apsb@baycitybiz.com.au](mailto:apsb@baycitybiz.com.au)

### New South Wales

The Secretary

Australian Pony Stud Book Society [NSW Branch]

16 Church St, Bundanoon NSW 2578

Telephone: 02 4883 7987

Email: [ann.sinnett@bigpond.com](mailto:ann.sinnett@bigpond.com)

### Queensland

The Secretary

Australian Pony Stud Book Society [QLD Branch]

P.O Box 317, JIMBOOMBA Queensland 4034

Telephone: 07 5547 0090

Email: [secretary@apsbqld.asn.au](mailto:secretary@apsbqld.asn.au)

### Western Australia

The Secretary

Australian Pony Stud Book Society [W.A Branch]

4 St Albans Road Upper Swan WA 6069

Email: [apsbbranchsecretary@hotmail.com](mailto:apsbbranchsecretary@hotmail.com)

### South Australia & Northern Territory

The Secretary

Australian Pony Stud Book Society [S.A Branch]

P.O Box 416, Owen SA 5460

Telephone: 0477 136 918

Email: [shanamonstud@hotmail.com](mailto:shanamonstud@hotmail.com)

## HISTORY OF THE SOCIETY

As the APSB was the first Society to record the pedigrees of ponies in Australia, both imported and homebred, it also follows that the early history of ponies in Australia is directly tied to this Society. Records of the first ponies imported to Australia date back to the early 1800s, with the arrival of a draft of Timor ponies at Sydney cove in 1803. The first recorded Shetland ponies imported to Australia from Scotland, landed on the rugged coastline of Westernport Bay in Victoria in 1858.

Other pony breeds to arrive in Australia during the 1800s included Welsh Mountain, Welsh of Cob Type, English Hackney Horse and Hackney Pony as well as Exmoor and Hungarian ponies.

With the establishment of the Australian Pony Stud Book in 1931, the pedigrees of the most influential of these bloodlines and their descendants were recorded in Volume One of the Society's Stud Book. Initially three breed sections were set in place within the Stud Book, one for purebred Shetlands, one for purebred Hackney ponies and the third, named the 'Australian Pony section, comprised the other imported British Mountain and Moorland pony breeds imported to Australia from the turn of the century to that time. It also contained the pedigrees of the 'homebred' ponies, produced as a result of the crossing of various horse and pony breeds for over a century, thus establishing the genetic pool responsible for the Australian pony as a breed.

Today, there are ten pony breeds under the umbrella of the Australian Pony Stud Book, making it very much a 'family' Society. No other breed society or association can offer registration for so many pony breeds under a single membership. The breeds have individual sections within our Society and are totally independent from each other. The Dartmoor, Highland and New Forest breeds each have provision for an Australian bred Foundation section, for example, the Dartmoor, is a pony whose pedigree traces entirely to the Dartmoor Pony Society Stud Book of Great Britain, and the Australian Dartmoor is a pony bred up along specified guidelines as set out within our Regulations.

The extent of the activities suitable for any of the APSB pony breeds is as endless as your imagination. Each breed has proven itself in many fields of equine sport for decades from the absolute elite of the show world to the fundamental use for a pony - as a reliable mount and friend for a child.

The twenty two volumes of the Stud Book printed to date contain the registrations of over 55,000 ponies. Entry to the Stud Book is by birth right subject to each application conforming to the strict regulations as laid down by the Society to ensure the purity of the breeds.

There are state branches in all states except the Northern Territory. Membership Australia wide is around 2,000. The Society operates a centralized system for memberships, registrations and associated transactions from its Federal Office situated at Glenbrook in NSW

Each State Branch conducts its own Stud Pony Show and other action and promotional activities. There are affiliated Promotional Groups attached to each state branch who conduct their own breed shows, action days, dressage events and other promotional activities under the auspices of the APSB Society. Each State Branch has an elected Committee and elected Delegates from each State Branch form the Federal Council of the Society.

# MEMBERSHIP

MEMBERSHIP entitles members to full privileges of membership of the Society as laid down by the Rules and Regulations. Membership application can be made using Form A.

A Member may:

- Register a stud prefix
- Record a brand
- Record eligible foals
- Adult register eligible mares
- Adult register eligible stallions
- Issue service certificates
- Transfer recorded or registered ponies
- Lease recorded or registered ponies
- Register eligible geldings
- Record eligible APSB Part Bred Ponies
- Record eligible APSB Riding Ponies
- Stand for election to Branch Committee
- Stand for election to Branch Affiliated Promotional Group executive position
- Vote for Committee
- Attend and vote at Branch Annual General Meeting

If you are intending to breed ponies you will need to register a stud Prefix and Brand with the Society. A stud Prefix is the member's own distinguishing stud name. All eligible ponies bred by a member of the Society must carry his or her own individual stud prefix and brand. Your own stud prefix will identify the ponies bred by you. The name of a registered pony can never be changed and any pony bred by you will always carry your own stud prefix, even if the pony changes hands. Members should also register their own distinguishing brand design with the Society.

All members will periodically receive a copy of their state's official NEWSLETTER, which is published **up to** three to four times a year. The NEWSLETTER helps to keep members informed of events within the Society. The NEWSLETTER also gives members the opportunity to advertise ponies for sale etc.

The Society publish an ANNUAL FEDERAL JOURNAL which members receive free of charge as part of their membership. Members are welcome to advertise in this publication and also submit articles for consideration for publication.

## Membership fees

New Member	\$88.00 or \$44.00 if joining between April to June
Renewal	\$88.00
Late fee	\$10.00 (if paid after 30 <sup>th</sup> September)
Re-joining Fee	\$33.00 (members with a brand and prefix that have let their membership lapse for more than 12 months)

## FEDERAL OFFICE ENQUIRIES – Memberships and all registrations and recordings

Membership fees and queries, all purebred registration and part bred recording applications and queries are to be directed to the Federal Registrar as listed on the previous page. General queries can also be directed to the members own State Branch Secretary or any individual State Branch Committee member as listed in each State Branch Newsletter.

## STATE BRANCH ENQUIRIES – Stud Shows, Activity Events, Seminars and Branch Newsletters

All queries for State Branch Stud Shows, Activity events such as Action Days, Seminars and any other promotional events and Newsletter information should be directed to your State Branch office.

## REGISTRATION PROCEDURE FOR PUREBRED PONIES

The same generic form to be used for all registration applications [see Form B markings and brands on reverse of form to be completed].

### Procedure to Adult Register Filly Foal From Birth and Foal Record Colts.

1. The name of the foal consists of your APSB Recorded Prefix and your chosen name. [Only the breeder can Foal Record colts and Adult Register Filly and Foal from Birth]
2. The breed must be specifically stated – Australian – New Forest – Welsh B – Shetland etc. - There is no such breed as APSB.
3. The brands consist of your Recorded APSB Brand on the near shoulder and the paddock number over the year of birth on the off shoulder. e.g. the breeding season each year runs from August 1st to July 31st. If your foal was born during January 2007 for example and that was the first or only foal bred by you during that season, he/she would be branded 1 over 6. The exception to branding on both shoulders is Queensland where all brands are placed on the near shoulder. [please note that fire or freeze branding is the primary source of identification within the APSB as per the Society's Regulations. Micro –chipping without Branding will not be accepted for identification]
4. The colour must confirm to the accepted colour possibilities as stated in Regulation 37 of the Society's Rules and Regulations. All applications for piebald or skewbald coloured ponies must be accompanied by a clear colour photo of both sides of the pony.
5. The sire must be adult registered in the respective breed section of the APSB. [The only exception to this is for the Welsh and Connemara breeds, where the sire is registered with the AWSB or the CPSBA respectively and a Certificate of Service from that Society must accompany the application].
6. The dam must be Adult Registered in the respective breed section of the APSB and owned by the Breeder.
7. If the Breeder is not the owner of the sire, then an APSB Certificate of Service, signed by the Stallion owner must accompany the application. [see Form D]

8. Clear and concise markings and brands must be indicated on the diagrams on the application form.
9. As the breeder, you must be a financial member of the APSB and have a recorded brand and prefix with the Society. [see Form C ]
10. All Foal Recordings for colts and Adult Filly from Birth applications must be lodged within 24 months of the birth of the foal. APPLICATIONS LODGED AFTER THIS TIME WILL ONLY BE ACCEPTED BY DNA TYPING OF THE SIRE, DAM AND PROGENY. IF DNA TYPING CANNOT BE ACHIEVED, THE APPLICATION WILL NOT BE ACCEPTED.

#### **ADDITIONAL REQUIREMENTS:**

- All colt foals must be Foal Recorded and later Adult Registered. Filly foals must be Adult Registered from Birth. [see Form B]
- Prior to your foal being born, an ANNUAL MARE RETURN [Form E] should have been submitted by July 31st verifying all mating details. The importance of this ANNUAL RETURN cannot be over stated, without it, your foal Recording or Adult Filly from Birth application may not be accepted with DNA Typing of parents and progeny.
- The owner of the stallion is also required to lodge a STALLION RETURN by July 31st with service details of all mares covered by the stallion, whether self owned or visiting mares.
- Remember, the initial application for your colt is only for Foal Recording –you are still required to Adult Register as a stallion between 2 and 4 years of age, if you wish to avoid penalty fees. [see Form B] Your pony must be adult registered which includes DNA Typing and fulfilling the requirements of the APSB Certificate of Suitability before the registration of any progeny and before he is shown as a stallion.
- Highland pony fillies are required to be DNA Typed as part of their initial application to register.

#### **Procedure to Adult Register Geldings & Adult Gelding Register from Birth**

1. Indicate whether the application is for a previously foal recorded colt or an initial application for Gelding from Birth. [see Form B] Initial applications must be lodged before the pony turns two years of age.
2. If previously Foal Recorded as a colt, an application to Gelding Record may be lodged at any age without penalties. The procedure is the same as for Adult Registration of a mare previously foal recorded as a filly [prior to August 1st 2008].
3. Only the breeder can lodge the initial application to Gelding Record from Birth. This must be done before the pony turns 24 months of age and before any transfer can take place. The same requirements apply for financial membership as for all other registration applications.
4. Clear and concise markings must be written where indicated and drawn on the diagram.
5. If this application is to register a Gelding from Birth, then the procedure is the same as to Adult Register a Filly from Birth. BREEDERS SHOULD BE AWARE THAT ONCE A PONY IS RECORDED AS A GELDING, HIS STATUS CAN NEVER BE CHANGED. AS PER REGULATION 11.[ii]
6. Should the application refer to a pony previously Adult Registered as a Stallion, no fee will apply, however the original registration must accompany this application.

## Procedure to Adult Register a Stallion

- The original Foal Recording certificate must accompany this application. [see Form B] Adult Registration must take place between 2 and 4 years of age to avoid penalties.
- The pony must be Adult Registered before any progeny can be registered or foal recorded.
- If in doubt on colour, attach a clear colour photo with this application.
- Clear and concise markings must be written where indicated and drawn on the diagrams.
- The stallion if born on or after the year 2000 must be DNA typed and inspected by your Veterinary Surgeon to comply with the requirements of the APSB Stallion Certificate of Suitability. The application will not be considered unless the completed and signed certificate is attached to the application. The Veterinary Surgeon will forward the DNA sample to the laboratory and the result notified to the Federal Office. The pony's registration certificate will carry his DNA number.

The procedure is as follows:

1. The member should contact the Federal Office and request a DNA Kit to comply with the Adult Registration requirements.
2. The Registrar will forward a DNA Kit, an application form to adult register and a fee transaction form with the relevant fee highlighted.
3. Your Veterinary surgeon will inspect the pony and verify his identity and if he complies with the requirements of the Certificate of Suitability, [see Form F] he/she will then sign the form.
4. Your vet will then take a DNA sample and complete and sign the relevant form.
5. Only the Veterinary surgeon can collect the DNA sample and sign the necessary form. The sample is forwarded to the laboratory by the Vet.
6. The member is responsible for forwarding the completed application and signed Certificate of Suitability plus payment to the Federal Office. If all details are correct, the Registrar will process the application and hold until the pony's DNA result is received from the Lab, he will then place the pony's DNA number on the registration certificate and forward to the member.
7. Results of DNA typing can take between 2 and 6 weeks depending on the workload at the laboratory.
8. Transfer and ownership requirements are the same as for other adult registration application.
9. New Forest pony stallions are required to undergo a second veterinary examination at 5 years of age as part of their adult registration.

## Procedure to Register under Reciprocal Rights

The APSB recognises two breed societies in Australia for the purpose of accepting registrations under Reciprocal Rights. The societies are the Welsh Pony & Cob society of Australia and the Connemara Pony Breeders Society of Australia. These are aside from recognition of the overseas parent societies for the purpose of acceptance of imported ponies.

Reciprocal Rights registration allows for ponies registered in the purebred sections of both the AWSB and the CPBSA , who have not previously been Foal Recorded / Adult Registered from



Birth with the APSB to be registered in their appropriate breed section within the APSB. This applies to purebred females, colts, stallions and geldings.

Each application must be accompanied by a copy of the pony's registration certificate showing ownership. The pony must be transferred into the name of the person applying for registration who must also be a financial member of the APSB. In the case of a stallion, the pony owner's must provide a veterinary certificate of suitability and the pony must be DNA Typed.

### Artificial Insemination and Embryo Transfer

The Society's Regulations permit the use of A.I using fresh or frozen semen and also the procedure of Embryo Transfer.

There are specific guidelines clearly set out within the Rules and Regulations of the Society. These include DNA Typing of both sire and dam prior to the commencement of either procedure. DNA Typing of all ponies involved must be processed through the Federal Office of the APSB for the results to be recognized.

### DNA Typing of Over Age Ponies

A pony that exceeds the age limit of 2 years when applying for an initial Registration from Birth or Foal Recording may now be eligible for registration, providing the pony and both parents can be DNA Typed.

Any DNA Typing carried out for this purpose must be processed through the Federal Office of the APSB for the results to be recognized.

## RECORDING A PREFIX AND BRAND

If your brand is required to be registered with a Government department within your state or a society other than the APSB, it would simplify the procedure, if before any single decision is made you put your three choices before each body to achieve a compatible result. The same with your prefix, as the APSB has been established a lot longer than other pony breed societies in Australia, you may find that a prefix you think is quite unique has in fact been recorded with the APSB for decades. [see Form C]

## PROCEDURE TO TRANSFER

The VENDOR is the owner of the pony as per the Society's records.

The original Foal Recording, Adult Registration or Gelding certificate, as applicable must accompany this application. [see Form on reverse of Registration Certificate]

The purchaser must be a financial member of the Society. If not a membership application should accompany this application.

If the transfer refers to a mare, any mating details should also be indicated. As the resulting foal from this mating will be born into the membership of the new owner, a Certificate of

Service, signed by the owner of the sire [if not the vendor] at the time of service, will be required before any application to register the progeny can be processed.

The signature of both the vendor and the purchaser must be included on the transfer.

No transfer will be processed without the original registration certificate signed by the last registered owner of the pony as per the Society's records. If the original certificate has been lost, a request for a Duplicate [see Form J] may only be requested in writing by the last registered owner of the pony.

**NO TRANSFER WILL BE PROCESSED WITHOUT THE REGISTRATION CERTIFICATE.**

## PROCEDURE TO LEASE

The LESSOR is the registered owner of the pony. The lessor must be a financial member of the Society and remain so for the duration of the lease.

The original Foal Recording, Adult Registration or Gelding certificate must accompany this application. [see Form on reverse of Registration Certificate] The original registration certificate is held by the owner /lessor and a copy is forwarded to the lessee.

The LESSEE is the person to whom the pony is to be leased. The lessee must be a financial member of the Society and remain so for the duration of the lease.

If the pony is to be leased for a set period of time, specific dates should be stated. At the end of the lease the pony is automatically transferred back to the owner. Nothing further is required.

The maximum period for a lease is 5 years. To terminate a lease before the due date, both parties must sign a LEASE TERMINATION [see Form G]

If the lease refers to a mare, any mating details should also be indicated. As the foal from this mating will be born into the membership of the lessee, a Certificate of Service will be required before an application to register progeny can be processed.

The lessor and the lessee must be financial members and remain so for the duration of the lease. Both must sign where indicated and state their membership numbers.

All requirements as indicated must be fulfilled or the lease will not be accepted. This is the only form of lease recognized by the Society. The information as provided is the only information recognized in the Society's records.

## FEES AND PAYMENT

A current list of fees and charges are available on the APSB Website [www.apsb.asn.au](http://www.apsb.asn.au)

### How to pay?

The society is now offering many ways on how to pay for applications including online, telephone as well as cheque and money order

#### Online

Go to [www.payway.com.au](http://www.payway.com.au)

Bill Code 162677

Reference (use your membership Number). New members please call the Federal Office who will assist you with the process.

Once paid please make reference to the receipt number on your application

#### By Phone

1300 885 175


Bill Code 162677

Reference (use your membership Number). New members please call the Federal Office who will assist you with the process.

Once paid please make reference to the receipt number on your application

#### Cheque and Money Order

Please make all cheques and money orders out to  
THE AUSTRALIAN PONY STUD BOOK SOCIETY  
and post to PO Box 267, Glenbrook NSW 2773



## The APSB Society Inc

A pony within one of the ten breeds and four registers will fulfil the requirements of you and your family.

## WHEN BUYING A PONY

When you purchase a pony and the registration certificate is not available for you to check, or there is no signed transfer from the last registered owner, please don't assume that the Federal Office will automatically issue a Duplicate copy of its registration and transfer the pony into your name upon request.

### **Here's a checklist to follow BEFORE you buy your pony:**

- If told your intended purchase is registered with the APSB, ask to see the registration certificate.
- Compare the colour, brands, markings etc with the pony in front of you.
- Make sure the person selling the pony to you is the last registered owner of the animal as verified by the details on the front of the certificate.
- If you haven't got a transfer signed by the last registered owner of the pony [as per the society's records] and the original registration certificate – then you may have problems.
- Please read the PROCEDURE TO TRANSFER.

### **Now that you've purchased your pony...**

You've purchased your pony and you have it's registration papers complete with the signed transfer on the reverse of the form in your possession, you would like to become a member of the APSB and have the pony transferred to you - what's the next step? To transfer the pony into your name all you need to do if not already an APSB member is obtain a membership form by either contacting the Federal Office, your State Branch office or download one from the APSB website on [www.apsb.asn.au](http://www.apsb.asn.au) All State and Federal contact details are listed at the front of this booklet.

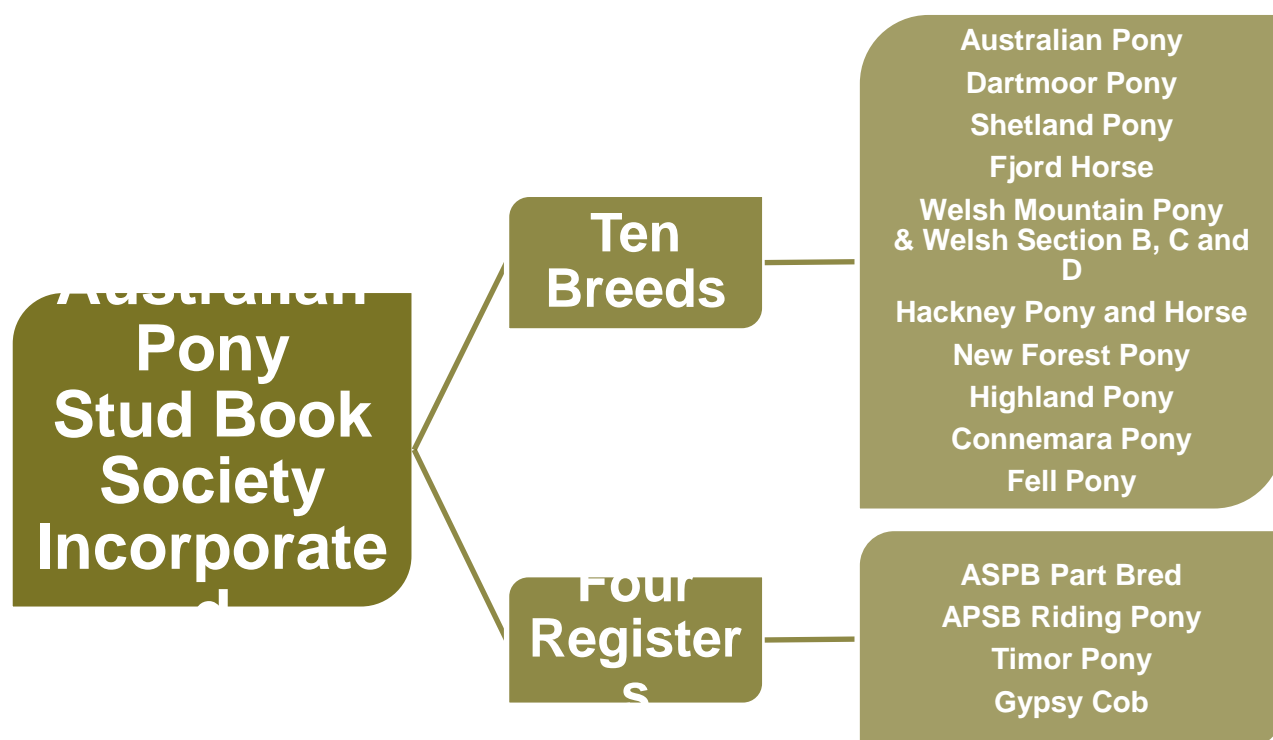
Forward the completed membership form with the pony's registration certificate with the last registered owner's (LRO) transfer on the reverse of the form [the name on the front of the certificate is the LRO] and the relevant fees to the Federal Registrar at P.O Box 267 Glenbrook NSW 2773. The pony will then be transferred into your membership name and the registration certificate will be forwarded to you in due course.

If you have purchased a mare who is in foal, you will need to register a prefix and brand in order for you to register the progeny in your name. [see section on prefix and brand] This can be done at the same time as your membership application.

If your mare is due to foal in the 2012/13 breeding season for example and the previous owner of the mare has lodged an Annual Breeding Return before July 31st 2012 with the mating details then at least that's one problem you don't have to worry about. But if not — then it is up to you to notify the Federal Office BEFORE the foal is born of all service dates and sire details. Make sure you obtain a Certificate of Service from the previous owner as you will need to forward this when you lodge your application to register the foal. [see section on registration procedure].

## **A few good reasons why you should buy an APSB Registered pony...**

No matter what breed or type of APSB pony you have purchased, there are many avenues within each State Branch and Affiliated Promotional Group activities for you and your family to enjoy your pony. The Promotional Groups in all states for example run dressage days, activity days as well as young stock shows, foal shows, seminars and many other activities for members in their areas or for members who have a special interest in a specific breed. Within the APSB activities there is something to interest the pony enthusiast from pony club to the elite of the show world. New members have a dozen questions to ask and there are contacts in all areas to answer those questions and try and make sure that you and your pony get the best possible enjoyment from your pony and from being a member of the AUSTRALIAN PONY STUD BOOK SOCIETY Inc.



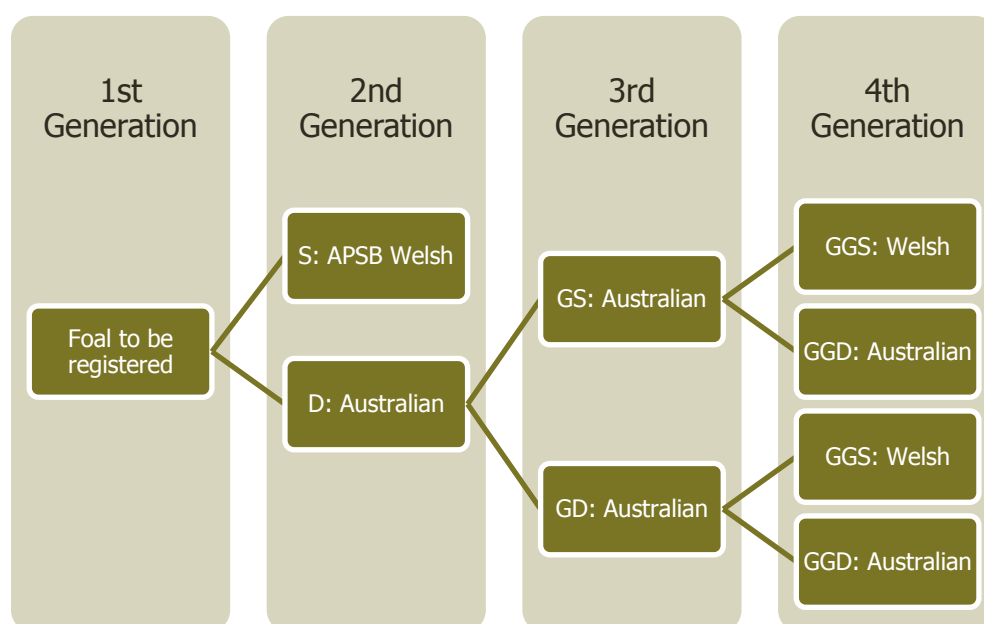
# APSB BREED REQUIREMENTS

The Society's Rules and Regulations contain all the specific requirements for each of the individual breeds under the umbrella of the APSB. Briefly stated below are the main requirements to initially register progeny within the ten pure breeds and relevant foundation sections.

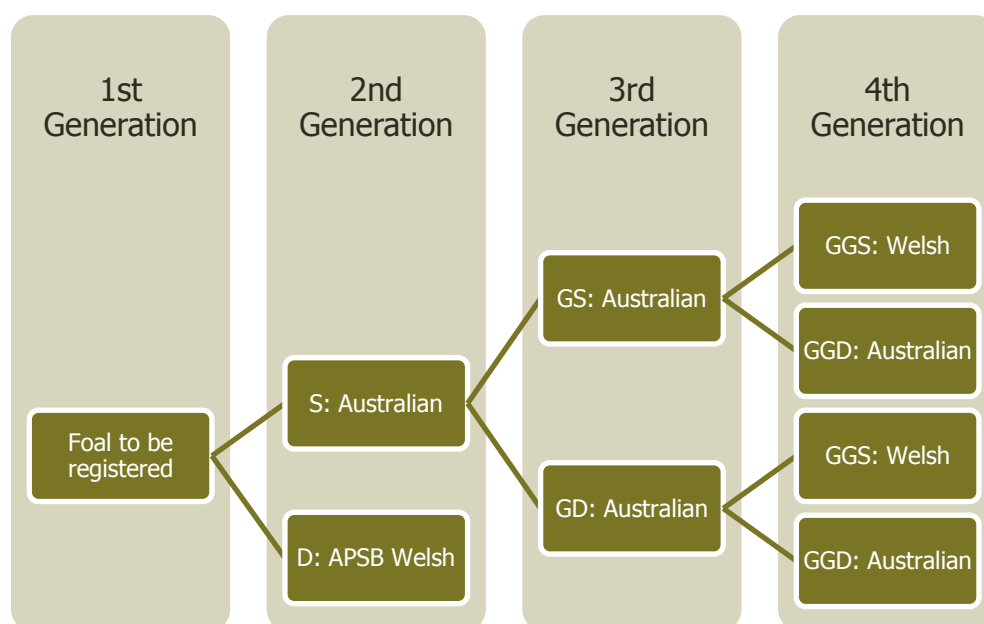
## The Australian Pony

1. The sire and dam must be fully adult registered in the Australian section of the Stud Book or the pure bred APSB Welsh A or B sections of the Stud Book. Progeny from Welsh mares registered in the APSB Welsh A & B Foundations sections are ineligible for registration in the Australian section.
2. Only one consecutive cross of APSB pure bred Welsh is permitted; i.e if your mare has a Welsh sire or dam, then do not put her to a pure bred APSB Welsh A or B stallion. Alternatively, if your stallion has a Welsh sire or dam, then do not breed him to a pure bred Welsh A or B mare. [see examples below].
3. The dam must be registered in the name of the sire then an APSB certificate of service must also be lodged with the initial application.
4. Mating details must have been recorded on the annual breeding mare and stallion returns.
5. The initial application must carry the breeders APSB recorded prefix and brand .
6. Colt foals must be Foal Recorded before the age of 2 years with Adult Registration requiring DNA Typing and veterinary inspection at around 2 to 3 years of age. Penalties apply if not adult registered by 4 years of age.
7. Filly foals must be Adult Registered from Birth before the age of 2 years – there is no Foal Recording for filly foals.

### EXAMPLES OF ELIGIBLE CROSSES OF PURE WELSH A OR B:



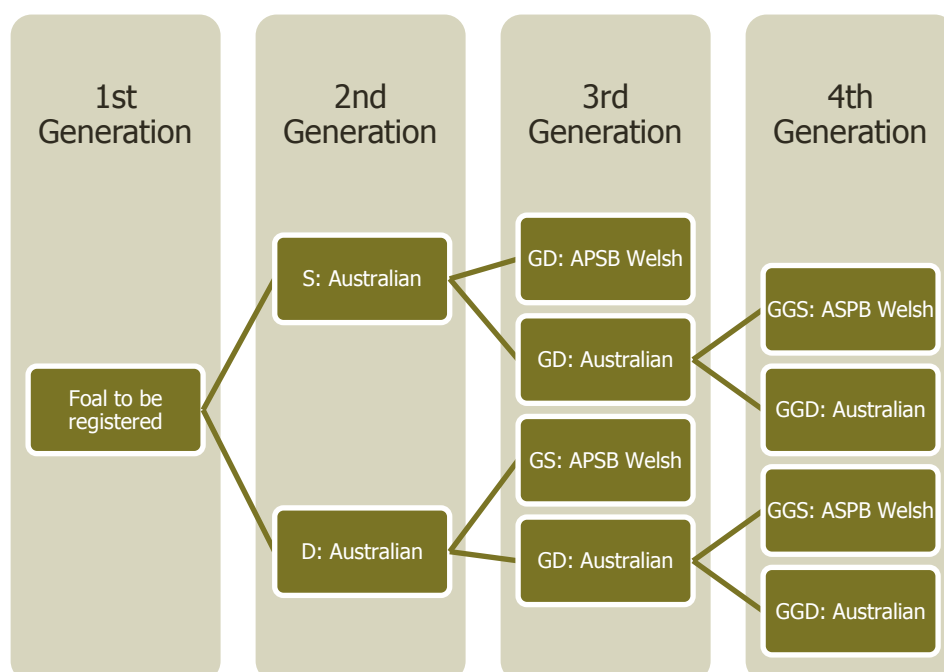
**OR:**



From the fourth generation on, there can be a mixture of APSB Welsh Mountain or Welsh Section B crosses, as long as the result does not constitute a pure bred Welsh Mountain Section B within the third generation of the Foal's pedigree.

For breeders who don't wish to use a pure Welsh sire or dam as shown in the previous examples but still want to keep some Welsh influence in their breeding program, there is ample opportunity to achieve this.

**An example of this is as follows:**



From the third generation on this example, there can be a mixture of APSB Welsh Mountain or Welsh Section B crosses, as long as the breeding of the Australian grandparent or great grandparent does not constitute a purebred Welsh Mountain or Welsh Section B.

**The best advice for any breeder who is unsure if their chosen mating will produce a foal eligible for registration as an Australian pony is to find out beforehand if you're on the right track.**

### **The Shetland Pony**

1. The sire and dam must be fully adult registered in the Shetland section of the APSB.
2. The dam must be registered in the name of the breeder who must be a current financial member and if the breeder is not the owner of the sire then an APSB certificate of service must also be lodged with the initial application.
3. Mating details must have been recorded on the annual breeding mare and stallion returns.
4. The pony must carry the breeders APSB recorded prefix and brand.
5. Colt foals must be Foal Recorded before the age of 2 years with Adult Registration requiring DNA Typing and veterinary inspection at around 2 to 3 years of age. Penalties apply if not adult registered by 4 years of age.
6. Filly foals must be Adult Registered from Birth before the age of 2 years – there is no Foal Recording for filly foals.

### **The Welsh Mountain and Welsh Pony**

1. The sire must be registered in the respective Welsh section of the APSB or a Recognised Welsh society and the dam must be fully adult registered in the respective Welsh section of the APSB.
2. The dam must be registered in the name of the breeder who must be a current financial member and if the breeder is not the owner of the sire then a certificate of service must also be lodged with the initial application.
3. A Certificate of Service may be accepted from stallions registered with the AWSB.
4. Mating details must have been recorded on the annual breeding mare and stallion returns.
5. The initial application must indicate the breeders APSB recorded prefix and brand.
6. Colt foals are Foal Recorded before the age of 2 years with Adult Registration requiring DNA Typing and veterinary inspection at around 2 to 3 years of age. Penalties apply if not adult registered by 4 years of age.
7. Filly foals must be Adult Registered from Birth before the age of 2 years – there is no Foal Recording for filly foals.
8. The Welsh Mountain and Welsh Pony Foundation Section:
  - a. The Welsh Mountain and Welsh Foundation Sections have closed to any new initial registrations at entry level of FS.
  - b. The female progeny of those mares already in the section by a purebred Welsh or Welsh Mountain sire continue to breed up through FS 1 and FS2 to purebred status.
  - c. Males bred within the Foundation Section may be recorded as geldings until the progeny from FS2 mares.
  - d. Male progeny from FS2 Welsh or Welsh Mountain mares may be registered as purebred colts.



## The Hackney Horse and Hackney Pony

1. The sire and dam must be fully adult registered in the respective Hackney section of the APSB.
2. The dam must be registered in the name of the breeder who must be a current financial member and if the breeder is not the owner of the sire then an APSB certificate of service must also be lodged with the initial application.
3. Mating details must have been recorded on the annual breeding mare and stallion returns.
4. The initial application must indicate the breeders APSB recorded prefix and brand.
5. Colt foals must be Foal Recorded before the age of 2 years with Adult Registration requiring DNA Typing and veterinary inspection at around 2 to 3 years of age. Penalties apply if not adult registered by 4 years of age.
6. Filly foals must be Adult Registered from Birth before the age of 2 years – there is no Foal Recording for filly foals.
7. The height of the Hackney will determine the section – Hackney Pony [not exceeding 14 hands] and Hackney Horse [exceeding 14 hands].

## The Dartmoor Pony- Section I

1. The sire and dam must be fully adult registered in the APSB Dartmoor section of the Stud Book with pedigrees that trace entirely to the Dartmoor Pony Society Stud Book of Great Britain.
2. The dam must be registered in the name of the breeder who must be a current financial member and if the breeder is not the owner of the sire then an APSB certificate of service must also be lodged with the initial application.
3. Mating details must have been recorded on the annual breeding mare and stallion returns.
4. The initial application must carry the breeders APSB recorded prefix and brand.
5. Colt foals are Foal Recorded before the age of 2 years with Adult Registration requiring DNA Typing and veterinary inspection at around 2 to 3 years of age. Penalties apply if not adult registered by 4 years of age.
6. Filly foals must be Adult Registered from Birth before the age of 2 years – there is no Foal Recording for filly foals.

## The Australian Dartmoor Pony - Section II

1. The requirements of annual breeding returns, prefix and brand recording etc as listed above are also required for this section.
2. Base entry into this section is through the Foundation [FS] registration of a filly foal by a Dartmoor pony sire registered in the Dartmoor section of the APSB or an Australian Dartmoor pony sire Section II registered in the APSB and out of a mare not exceeding 12.2.hands registered in a purebred section of the APSB, excluding Shetlands.
3. The female progeny from this initial cross [FS] when mated to an APSB Dartmoor pony sire Section I or an Australian Dartmoor pony sire Section II continue through the section to FS1, the next generation is FS2 with the final cross eligible as an Australian Dartmoor pony Section II.

4. Male progeny from base entry mares through to FS1mares may be recorded as an Australian Dartmoor pony gelding Section II.
5. Male progeny from an FS2 Australian Dartmoor pony mare Section II may be registered as an Australian Dartmoor pony colt Section II.
6. The final product, an Australian Dartmoor Pony Section II can never be upgraded to a Dartmoor Pony Section II.

## The Connemara Pony

1. The sire must be registered in the Connemara section of the APSB or a Recognised Connemara society and the dam must be fully adult registered in the Connemara section of the APSB.
2. The dam must be registered in the name of the breeder who must be a current financial member and if the breeder is not the owner of the sire then a certificate of service must also be lodged with the initial application.
3. A Certificate of Service may be accepted from stallions registered with the CPBSA.
4. Mating details must have been recorded on the annual breeding mare and stallion returns.
5. The initial application must carry the breeders APSB recorded prefix and brand.
6. Colt foals must be Foal Recorded before the age of 2 years with Adult Registration requiring DNA Typing and veterinary inspection at around 2 to 3 years of age. Penalties apply if not adult registered by 4 years of age.
7. Filly foals must be Adult Registered from Birth before the age of 2 years – there is no Foal Recording for filly foals.

## The New Forest Pony Section I

1. The sire and dam must be fully adult registered in the New Forest Section I of the APSB.
2. The dam must be registered in the name of the breeder who must be a current financial member and if the breeder is not the owner of the sire then a certificate of service must also be lodged with the initial application.
3. Mating details must have been recorded on the annual breeding mare and stallion returns.
4. The initial application must carry the breeders APSB recorded prefix and brand.
5. Colt foals must be Foal Recorded before the age of 2 years with Adult Registration requiring DNA Typing and veterinary inspection at around 2 to 3 years of age. Penalties apply if not adult registered by 4 years of age.
6. New Forest Section I stallions must undergo a second veterinary inspection at 5 yrs as part of their adult registration.
7. Filly foals must be Adult Registered from Birth before the age of 2 years – there is no Foal Recording for filly foals.

## The Australian New Forest Pony Section II

1. The requirements of annual breeding returns, prefix and brand recording etc as listed above are also required for this section.
2. The ANF Section II has closed to new entries at the base levels of Appendix and FS with the view to the section eventually closing. Females already in the ANF Section can continue to

register female progeny through the system of FS, FS1, FS2 to the end result of an ANF Section II mare.

3. Male progeny from an ANF Section II mare may be recorded as an ANF Section II colt.
4. Male progeny from ANF Section II FS and FS1 mares can only be registered as ANF Section II geldings or breeders also have the option to record as an APSB Part Bred New Forest.
5. The final product, an Australian New Forest Pony Section II can never be upgraded to a New Forest Pony Section I.

## The Highland Pony Section I

1. The sire and dam must be fully adult registered in the APSB Highland Pony Section I of the Stud Book.
2. The dam must be registered in the name of the breeder who must be a current financial member and if the breeder is not the owner of the sire then a certificate of service must also be lodged with the initial application.
3. Mating details must have been recorded on the annual breeding mare and stallion returns.
4. The initial application must carry the breeders APSB recorded prefix and brand.
5. Colt foals must be Foal Recorded before the age of 2 years with Adult Registration requiring DNA Typing and veterinary inspection at around 2 to 3 years of age. Penalties apply if not adult registered by 4 years of age.
6. Filly foals must be Adult Registered from Birth before the age of 2 years and be DNA Typed – there is no Foal Recording for filly foals.
7. Stallions with white markings other than a small star are not eligible for registration. A small star is defined as no greater than 2.5cm. A photo of the stallion depicting head, both sides of the pony and all four hooves must accompany all registration applications.

## The Australian Highland Pony Section II

1. The requirements of annual breeding returns, prefix and brand recording etc as listed above are also required for this section.
2. The sire to be registered in the Highland Pony Section I and the dam to registered in the Australian Highland Pony Section II.
3. The base entry is through female progeny recorded in the AHL Appendix section and proceeds up through the FS, FS1 and FS2 sections to the end product of an AHL Section II female.
4. Male progeny from AHL Section II Appendix, FS, FS1, FS2 mares are recorded as AHL Section II geldings.
5. No AHL Section II colts or stallions are registered.
6. The final product, an Australian Highland Pony Section II mare upon approval can be upgraded to a Highland Pony Section I.

## The Fjord Horse

1. The sire and dam must be fully adult registered in the APSB Fjord Horse section of the Stud Book.
2. The dam must be registered in the name of the breeder who must be a current financial member and if the breeder is not the owner of the sire then an APSB certificate of service must also be lodged with the initial application.
3. Mating details must have been recorded on the annual breeding mare and stallion returns.
4. The initial application must carry the breeders APSB recorded prefix and brand.
5. Colt foals are Foal Recorded before the age of 2 years with Adult Registration requiring DNA Typing and veterinary inspection at around 2 to 3 years of age.
6. Filly foals must be Adult Registered from Birth before the age of 2 years – there is no Foal Recording for filly foals.

## APSB REGISTERS

The APSB administers four Registers, all under the umbrella of the APSB. These Registers do not form part of the purebred sections of the Stud Book and in competition do not compete in classes or events for purebred ponies.

The Registers are:

1. APSB Gypsy Cob
2. APSB Riding Pony
3. APSB Part Bred
4. APSB Timor Pony

The Regulations for the breeding of the GYPSY COB are as follows:

In the application of the following Regulations for the Gypsy Cob Purebred Section I the current Rules and Regulations of the Australian Pony Stud Book Society Inc will apply.

### Section I: Gypsy Cob

A Section I Gypsy Cob is defined as:

1. A horse or pony whose sire and dam is recorded as a Section I Gypsy Cob with the APSB Society Inc.

OR in the case of imported horses:

2. A horse or pony imported to Australia from the USA or Canada. The animal must have a valid and recognized registration as a purebred Gypsy Cob with one of the following registries:
  - a. GHA: The Gypsy Horse Association
  - b. GCDHA: The Gypsy Cob and Drum Horse Association
  - c. GVHS: The Gypsy Vanner Horse Society

- d. GHRA: The Gypsy Horse Registry of America
3. A horse or pony imported from the UK, Europe or elsewhere.
- Note: As the Gypsy people do not have a registry and at this stage there is no mother stud book the following applies:
- a. For unregistered horses or ponies, proof of importation from UK/Europe must be lodged with each application. The horse or pony must also be approved as meeting the breed standard by the APSB Editing Sub Committee.
  - b. DNA verification to Gypsy Cob parentage is encouraged but horses and ponies will not be refused registration without it if all other criteria are met.
4. Regardless of country of origin, a copy of all importation documents/passport must be provided, plus DNA number, microchip number, and other registrations pertaining to the animal to accompany any application.
5. A colour photograph clearly showing both sides of the animal must also accompany any application.
6. Each purebred Gypsy Cob foal bred in Australia must have the sire and dam recorded as a Section I Gypsy Cob with the APSB Society Inc. prior to acceptance.
7. The sire of those imported in utero (in dam) from America or Canada must be registered with one of the societies listed in [2], with registration and DNA details provided for parentage verification.
- a. All foals imported in utero (in dam) from the United Kingdom or Europe must either be by a purebred Gypsy Cob that is approved as such by the APSB Editing Sub Committee or if no sire information is available then the unregistered foal can be approved for registration as in [3] above.
  - b. Hairs from the sire for DNA typing and foal parentage verification should, if available, accompany all applications for registration. All samples must be collected by a veterinarian as per current APSB Regulations.
8. All Section I male or female Gypsy Cobs imported or bred in Australia must be DNA typed and those bred in Australia must be parentage verified prior to acceptance of any application to record as an adult Section I Gypsy Cob.
9. All DNA Typing of Gypsy Cobs born in Australia must be done through the APSB with samples taken by a veterinarian as per current APSB Regulations.
10. Applications to foal record male foals and adult record females from birth will only be accepted from the breeder who must be the registered owner of the mare at time of foaling. The breeder must also be a current financial member of the APSB Society Inc. as per current APSB Regulations.
11. Applications must be accompanied by an APSB Certificate of Service if the sire of the foal is not owned by the breeder.
12. All Section I Gypsy Cobs imported or bred in Australia must be micro chipped for identification. If bred in Australia all applications must include the breeders APSB recorded prefix and may include the breeders APSB recorded brand particularly in the states which require fire or freeze branding as part of DPI regulations.—. but must also be microchipped. Microchip number to be included on the registration certificate.
13. Applications for all APSB Section I Gypsy Cob foals must be supported by the breeders annual Breeding Returns as per the current APSB Regulations.

14. The Gypsy Cob will be allocated the suffix **GC** following their registration number.
15. There is no upper or lower height of the Gypsy Cob. They can be between 12 to 16 hands with the average height being 13.2.h.h to 14.2.h.h
16. All colours and coat patterns are acceptable for a Gypsy Cob.

## Section II – APSB Part Bred Gypsy Cob

A Part Bred Gypsy Cob is defined as:

1. A horse or pony with one parent recorded as a Section I Gypsy Cob with the APSB Society Inc. Colts, stallions, geldings, mares and fillies are eligible for recording as an APSB Section II Part Bred Gypsy Cob.
2. Colts and stallions must have a minimum of fifty per cent [50] APSB Section I Gypsy Cob blood. Females and geldings may have a minimum of twenty –five per cent [25] APSB Section I Gypsy Cob blood through one parent recorded as an APSB Section II Part Bred Gypsy Cob with fifty per cent APSB Section One Gypsy Cob blood.
3. All APSB Section II Part Bred Gypsy Cob stallions must be DNA typed. All DNA Typing must be done through the APSB with samples taken by a veterinarian as per current APSB Regulations.
4. Applications to record must be made on APSB Part Bred forms and forwarded with the appropriate fee to the Federal Office. Applications to record will only be accepted from current financial members of the APSB.
5. The APSB Part Bred Gypsy Cob will be allocated the suffix PBGC following their registration number.

## APSB Riding Pony

An APSB Riding Pony is defined as:

1. APSB Pony registered in the purebred or Foundation sections of the Stud Book crossed with a pony registered as Section A Riding Pony with the RPSA.
2. APSB Riding Pony crossed with a pony registered as Section A Riding Pony with the RPSA.
3. Breeding Guidelines will not allow more than two consecutive crosses of a Section A Riding Pony registered with the RPSA.
4. APSB Riding Pony crossed with an APSB Riding Pony.
5. APSB Pony registered in the purebred or Foundation sections of the Stud Book crossed with an APSB Riding Pony
6. APSB Riding Ponies and APSB ponies registered in the purebred or Foundations sections of the Stud Book may be crossed as often as the breeder chooses.
7. The height of the APSB Riding Pony must not exceed 14.2.h.h.
8. An APSB Riding Pony must be of straight colour

## APSB Part-Bred

1. (a) The Society's Part-Bred Register is open to any mare, gelding for which it can be proven that it has at least 25% purebred bloodlines within two generations, calculated from the sire or the dam, whose breeding can be proven to be eligible by production of a service certificate or a registration certificate from a recognised society.  
(b) The Society's Part-Bred Register is open to any colt or stallion for which it can be proven 50% registered, pure-bred bloodlines within one generation calculated from the sire or the dam, whose breeding can be proven to be eligible by production of a service certificate or a registration certificate from a recognised society. Stallions must be DNA tested prior to registration.
2. To be accepted for part-bred registration with the Society, a pony is to be ineligible for registration in any of the pure-bred sections.
3. Part-Bred ponies are to be branded on the near shoulder with an identifying brand. Off shoulder brands, indicating foal number and foaling year, are optional.
4. There is no age limit for part-bred registration.
5. There is no height limit for part-bred registration.
6. Once registered with the Society, part-bred ponies are not eligible for transfer to any of the pure-bred sections of the Society's stud book.
7. Applications for registration shall only be accepted on the prescribed Form and from the registered owner, who is to be a current member of the Society.
8. Part-bred ponies shall be allocated the suffix "PB" to their registered number.
9. The Society's Part-Bred register is not open to:
  - a. a pony registered with a recognised society and eligible for reciprocal rights registration with the Society,
  - b. a pony which has been foal recorded in a pure-bred section of the Society's Stud Book and is liable for penalty fees on late adult registration

## APSB Breed Section Headings at Shows.

The wording of some headings of APSB breed sections at many agricultural and smaller shows in all states is often confusing. To try and clarify what APSB breeds are eligible under specific headings the following applies:


- Firstly, APSB is not a breed – it is a society that administers ten pure breeds and four registers under its umbrella.
- If the heading in a show program states **APSB SECTION** with no other clarification of eligible breeds then **ALL ten pure breeds** within the APSB stud book are eligible to compete i.e Australian, Welsh, Shetland, Highland etc.
- If the section is dedicated to a specific APSB breed then the heading must state so i.e. *Ponies eligible for this section must be registered in the Australian section of the APSB Society* – or whatever breed intended.
- Those ponies recorded in any of the four Registers within the APSB are **INELIGIBLE** to compete in classes dedicated to the APSB pure breeds.
- All ponies must be entered in the name of the registered owner who must be a financial member of the APSB Society Inc. It is not necessary for the handler, rider or driver to be a financial member.



## APPENDICES

FORM A	Membership Application
FORM B	Purebred Application
FORM C	Brand and Prefix Application
FORM D	Annual Return
FORM E	Certificate of Service
FORM F	Stallion Suitability
FORM G	Lease Termination Application
FORM H	APSB Riding Pony Application
FORM I	Part Bred Application
FORM J	Application for Duplicate Registration Certificate





# The Australian Pony Stud Book Society Inc.

ABN: 18 280 213 644  
PO Box 267, Glenbrook NSW 2773  
e-mail: registrar@apsb.asn.au

## MEMBERSHIP APPLICATION

PLEASE PRINT IN BLOCK LETTERS - DO NOT USE CORRECTION FLUID

Each membership is required to have a single nominee. **(Must be 18 years of age or over)**. The nominee is the member who will be the primary contact for the membership and whose signature is to be on every submitted APSB transaction form. For example if a pony is owned by a person under 18 years of age, the membership can be in their name with a Parent/Guardian as the nominee

Nominee's Title: \_\_\_\_\_ Nominee's First & Last Name: \_\_\_\_\_

Membership Name (if different to nominee's name) \_\_\_\_\_

Property Name: \_\_\_\_\_

Address or PO Box: \_\_\_\_\_

Town or Suburb: \_\_\_\_\_ Postcode: \_\_\_\_\_

Home Phone: \_\_\_\_\_ Fax: \_\_\_\_\_

Work Phone: \_\_\_\_\_ Mobile: \_\_\_\_\_

E-mail Address: \_\_\_\_\_ ABN: \_\_\_\_\_

Membership Type: Full ☐ Newsletter only ☐

*Please tick required membership type - See over page for Membership Descriptions.*

**Please note full membership is required if you have purchased a pony and are wishing to transfer into your name**

*If you intend to breed ponies, prior to doing so you will need to submit an Application for Stud Prefix and Brand.*

**Please tick if you do not wish your contact information to be passed to on to any APSB members / others** ☐

I / we agree to comply with the Rules and Regulations of the Australian Pony Stud Book Society Inc.

Signature: \_\_\_\_\_ Date: \_\_\_\_\_

*This application is to be signed by the person named in the Nominee's Name field at the top of the form.*

Once your Membership Application has been approved, you will be sent an APSB Membership Card, the APSB Rules and Regulations, APSB Information Booklet and the latest schedule of fees. Members also receive the APSB Journal, the Society's annual magazine, when it is published.

Please contact the APSB Registrar or your APSB State Branch Secretary if you have any questions about membership of the Society.

### FEE PAYMENT DETAILS:

Enclosed is a cheque / money order made payable to APSB for: \$ \_\_\_\_\_

Or charge my credit card: MasterCard ☐ Visa ☐ Bankcard ☐

--	--	--	--

--	--	--	--

--	--	--	--

--	--	--	--

Expires: \_\_\_\_\_ / \_\_\_\_\_ Name on Card: \_\_\_\_\_


CARD CHECK VALUE  
(3 digit no. on back of card)

Signature: \_\_\_\_\_

Receipt Required ☐

--	--	--

**Refer to website ([www.apsb.asn.au](http://www.apsb.asn.au)), for latest fee schedule**



# The Australian Pony Stud Book Society Inc.

ABN: 18 280 213 644  
PO Box 267, Glenbrook NSW 2773  
E-mail: registrar@apsb.asn.au

## APPLICATION FOR PURE-BRED REGISTRATION

PLEASE PRINT IN BLOCK LETTERS

DO NOT USE CORRECTION FLUID

Please tick box	Colt Registration:	<input type="checkbox"/> 0 - 12 mths	<input type="checkbox"/> 13 - 24 mths
	Mare Registration:	<input type="checkbox"/> From Birth	<input type="checkbox"/> Foal Recorded (Attach foal certificate)
	Adult Registration of GELDING:	<input type="checkbox"/> From Birth or <input type="checkbox"/> Foal Recorded or <input type="checkbox"/> From Stallion	
	Adult Registration of STALLION:	<input type="checkbox"/>	PLEASE REFER OVERLEAF FOR ADDITIONAL REQUIREMENTS
	Reciprocal Rights Registration?	<input type="checkbox"/> Yes or <input type="checkbox"/> No	PLEASE ATTACH A COPY OF PAPERS

Prefix: \_\_\_\_\_ Name: \_\_\_\_\_

Breed: \_\_\_\_\_ Date of Birth: \_\_\_\_/\_\_\_\_/\_\_\_\_ Date Gelded: \_\_\_\_/\_\_\_\_/\_\_\_\_

Height: \_\_\_\_\_ hands Foal Colour: \_\_\_\_\_ Adult Colour: \_\_\_\_\_  
(approx at maturity)

Brands - Near Shoulder: \_\_\_\_\_ Off Shoulder: \_\_\_\_\_

Head: \_\_\_\_\_

White Markings & Whorls: (Details to be shown on rear of form)

Fore Legs:	Near Side: _____
	Off Side: _____
Hind Legs:	Near Side: _____
	Off Side: _____

Sire - Reg No: \_\_\_\_\_ Prefix & Name: \_\_\_\_\_ Colour: \_\_\_\_\_

Dam - Reg No: \_\_\_\_\_ Prefix & Name: \_\_\_\_\_ Colour: \_\_\_\_\_

Breeder's Name: \_\_\_\_\_ APSB Member No: \_\_\_\_\_

Breeder's Address: \_\_\_\_\_

Owner's Name: \_\_\_\_\_ APSB Member No: \_\_\_\_\_

\*\*\*IF OWNER'S NAME DIFFERENT TO THAT OF BREEDER, THEN A TRANSFER FEE WILL APPLY  
(EXCEPT FOR RECIPROCAL REGISTRATIONS)\*\*\*

Owner's Address: \_\_\_\_\_

I hereby certify that the above particulars are, to the best of my knowledge, correct.

Nominee's Signature: \_\_\_\_\_ Date: \_\_\_\_/\_\_\_\_/\_\_\_\_

### FEE PAYMENT DETAILS:

Enclosed is a cheque / money order made payable to APSB for: \$ \_\_\_\_\_

Or charge my credit card: Mastercard ☐ Visa ☐ Bankcard ☐

--	--	--	--

--	--	--	--

--	--	--	--

--	--	--	--

Expires: \_\_\_\_/\_\_\_\_ Name on Card: \_\_\_\_\_

CARD CHECK VALUE  
(3 digit no. on back of card)

Signature: \_\_\_\_\_


Receipt Required ☐

--	--	--

**Refer to website ([www.apsb.asn.au](http://www.apsb.asn.au)), your State Branch Secretary or the Registrar for latest fees**

## EXACT MARKINGS TO BE SHOWN


PLEASE TICK IF NO WHITE MARKINGS

☐

NEAR SIDE



HEAD




OFF SIDE

### INSTRUCTIONS

Fill in the diagrams with the exact positions of markings, brands and permanent scars, if any.

### **ADDITIONAL STALLION/ MARE REGISTRATION REQUIREMENTS**

- All Colts require DNA typing for adult registration - refer to the APSB office for DNA kits and details.
- Applications for stallion registration are to be accompanied by an APSB Stallion Certificate Of Suitability (completed by a practicing veterinarian). Both Highland Pony males and females are required to be DNA tested as of the 2004 breeding season with the initial application for registration.
- Adult registration of filly's or colts to geldings require original certificate of registration be returned with application.



# The Australian Pony Stud Book Society Inc.

ABN: 18 280 213 644  
PO Box 267, Glenbrook NSW 2773  
e-mail: [apsboffice@bigpond.com](mailto:apsboffice@bigpond.com)

## APPLICATION FOR STUD PREFIX AND BRAND

PLEASE PRINT IN BLOCK LETTERS - DO NOT USE CORRECTION FLUID

Before applying to register a pony with the APSB, a member must register a unique prefix and brand. Both the prefix and brand are to be sufficiently unique and not closely resemble any other prefix or brand registered with the APSB in any way that may be misleading. The APSB may decline to register any prefix or brand which it considers is not sufficiently unique.

Member No: \_\_\_\_\_ Name: \_\_\_\_\_

Address: \_\_\_\_\_

Enter three options for both Prefix and Brand, below, in order of preference and draw each brand in the space provided on the rear of this form.

PREFIX	
1 <sup>st</sup> preference	
2 <sup>nd</sup> preference	
3 <sup>rd</sup> preference	

BRAND DESCRIPTION	
1 <sup>st</sup> preference	
2 <sup>nd</sup> preference	
3 <sup>rd</sup> preference	

**draw each brand preference in the space provided on the rear of this form**

If you have listed, above, a brand which is registered with a state government agricultural department, include a copy of the brand allocation document with this application. List two other brand preferences also, in case an identical brand has already been registered with the APSB by another member.

Signature: \_\_\_\_\_ Date: \_\_\_\_/\_\_\_\_/\_\_\_\_

### FEE PAYMENT DETAILS:

Enclosed is a cheque / money order made payable to APSB for: \$ \_\_\_\_\_

Or charge my credit card: Mastercard ☐ Visa ☐ Bankcard ☐

--	--	--	--

--	--	--	--

--	--	--	--

--	--	--	--

Expires: \_\_\_\_/\_\_\_\_/\_\_\_\_ Name on Card: \_\_\_\_\_

CARD CHECK VALUE  
(3 digit no. on back of card)

Signature: \_\_\_\_\_

Receipt Required ☐

--	--	--


**refer to website ([www.apsb.asn.au](http://www.apsb.asn.au)), your State Branch Secretary or the Registrar for latest fee schedule**

# APPLICATION FOR STUD PREFIX AND BRAND


PLEASE PRINT IN BLOCK LETTERS - DO NOT USE CORRECTION FLUID

draw each brand preference in the space provided below

1<sup>st</sup> preference ⇒




2nd preference ⇒



3rd preference ⇒





# The Australian Pony Stud Book Society Inc.

APSB Federal Office  
PO Box 267  
GLENBROOK NSW 2773

## STALLION BREEDING RETURN 2012

APSB Society Members are required to submit an Annual Stallion Return each year if any Stallions are bred from. Please submit this return to the APSB Federal Office by 31 JULY 2012. If stallions are not bred from, there is no requirement to return this form. If you require confirmation of receipt of your breeding returns, please enclose a stamped self addressed envelope. If your stallion is deceased or has been gelded, please return the original certificate of registration with this form and indicate in the boxes below.

### Your Breeding Stallion


Reg. No.	Name	Breed	Born	Colour	Dead	Gelded	Not Used	Sold
					<input type="checkbox"/>	<input type="checkbox"/>	<input type="checkbox"/>	<input type="checkbox"/>

Reg. No.	Name	Brands	Colour	Date From	Date To	Name and Address or Owner/Lessee of Mare (leave blank if you are the registered owner of mare)
				/ /	/ /	
				/ /	/ /	
				/ /	/ /	
				/ /	/ /	
				/ /	/ /	
				/ /	/ /	
				/ /	/ /	
				/ /	/ /	
				/ /	/ /	
				/ /	/ /	

I/We ..... hereby declare that the foregoing particulars are, to the best of my knowledge and belief, true in every respect, and that I/we make this declaration after having taken all available means to satisfy myself/ourselves of their accuracy.

Signature: ..... Date: .....

Member No.	Member Name	Member Address



# The Australian Pony Stud Book Society Inc.

APSB Federal Office  
PO Box 267  
GLENBROOK NSW 2773

## MARE BREEDING RETURN 2012

APSB Society Members are required to submit an Annual Mare Return each year if any Mares are bred from. Please note that failure to submit this return to the APSB Federal Office by 31 JULY 2012 may result in future progeny registration not being allowed without DNA typing.

If all mares are not bred from, there is no requirement to return this form.

If you require confirmation of receipt of your breeding returns, please enclose a stamped self addressed envelope.

ENTER MATING INFORMATION HERE (photocopy and attach extra sheets if insufficient space)

Breeding Mare/s

Serving Stallion

Reg. No.	Name	Born	Reg. No.	Name	Date From	Date To
		/ /			/ /	/ /
		/ /			/ /	/ /
		/ /			/ /	/ /
		/ /			/ /	/ /
		/ /			/ /	/ /
		/ /			/ /	/ /
		/ /			/ /	/ /
		/ /			/ /	/ /
		/ /			/ /	/ /
		/ /			/ /	/ /
		/ /			/ /	/ /
		/ /			/ /	/ /

I/We ..... hereby declare that the foregoing particulars are, to the best of my knowledge and belief, true in every respect, and that I/we make this declaration after having taken all available means to satisfy myself/ourselves of their accuracy.

Signature: .....

Date: .....

Member No.


Member Name

Member Address

--	--	--

# AUSTRALIAN PONY STUD BOOK SOCIETY

## Certificate of Service (PLEASE USE BLOCK LETTERS)



Description of  
MARE & Brands

Name of Stallion.....No.....

Name of Mare served.....No.....

Colour of Mare.....Brands.....

Name of Owner of Mare.....

Address of Owner of Mare.....

\* All dates on which Mare was served:

.....	.....
.....	.....
.....	.....
.....	.....


I certify that the above information and the description on the diagrams are correct.

Signature of owner of Stallion or his agent

Date...../...../.....

This Certificate is to accompany Foal Recording Record





# The Australian Pony Stud Book Society Inc.

ABN: 18 280 213 644  
PO Box 267, Glenbrook NSW 2773

## STALLION CERTIFICATE OF SUITABILITY

To determine suitability for the breeding of registered Australian Pony Stud Book ponies.

To be completed by a practicing veterinary surgeon.

PLEASE PRINT IN BLOCK LETTERS - DO NOT USE CORRECTION FLUID

### Pony Details:

Prefix: \_\_\_\_\_ Name: \_\_\_\_\_

Breed: \_\_\_\_\_ Date of Birth: \_\_\_\_\_

Height: \_\_\_\_\_ Colour: \_\_\_\_\_

Brands - Near Shoulder: \_\_\_\_\_ Off Shoulder: \_\_\_\_\_

### Owner:

Member No: \_\_\_\_\_ Name: \_\_\_\_\_

Address: \_\_\_\_\_

Examination requested by: \_\_\_\_\_

Person in charge of pony: \_\_\_\_\_

Place of examination: \_\_\_\_\_

Weather conditions \_\_\_\_\_

### Veterinary Surgeon:

Name: \_\_\_\_\_

Address: \_\_\_\_\_

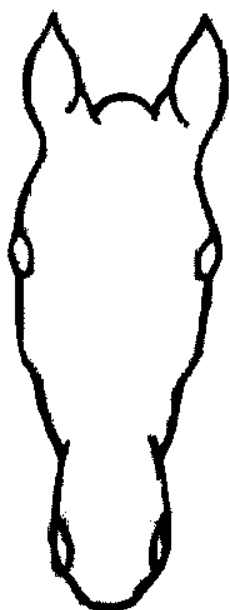
I have examined the pony detailed above and, in my opinion, there is no apparent evidence of any of the following defects:

- |  |                                     |
|--|-------------------------------------|
| 1. Congenital eye defects  | 2. Osteo chondritis dessicans (OCD) |
| 3. Ringbone  | 4. Sidebone                         |
| 5. Curb  | 6. Bone spavin                      |
| 7. Hernia (umbilical or scrotal)   | 8. Stringhalt (congenital)          |
| 9. Cryptorchidism or monorchidism  | 10. Defective genital organs        |
| 11. Locking stifle   | 12. Wobbler syndrome                |
| 13. Albinism   | 14. Cleft palate                    |
| 15. Parrot mouth (overshot by more than 5mm<br>- may be represented at four years old) |                                     |


I therefore find the pony suitable for the purpose for which it was examined.

Signature: \_\_\_\_\_ Date: \_\_\_\_ / \_\_\_\_ / \_\_\_\_

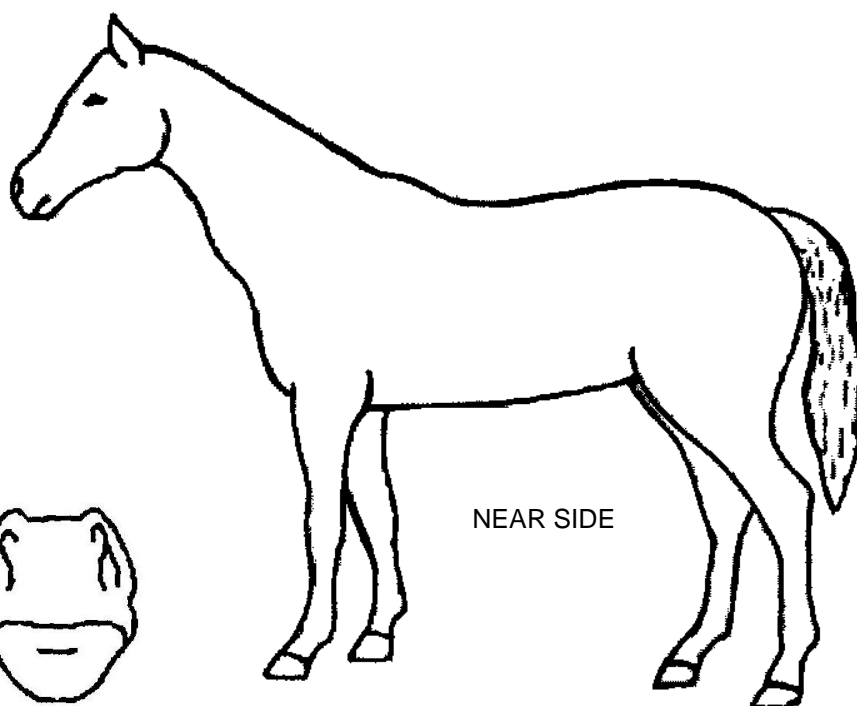
draw all brands, markings and scars - mark whorls with X, prophets thumbs with +



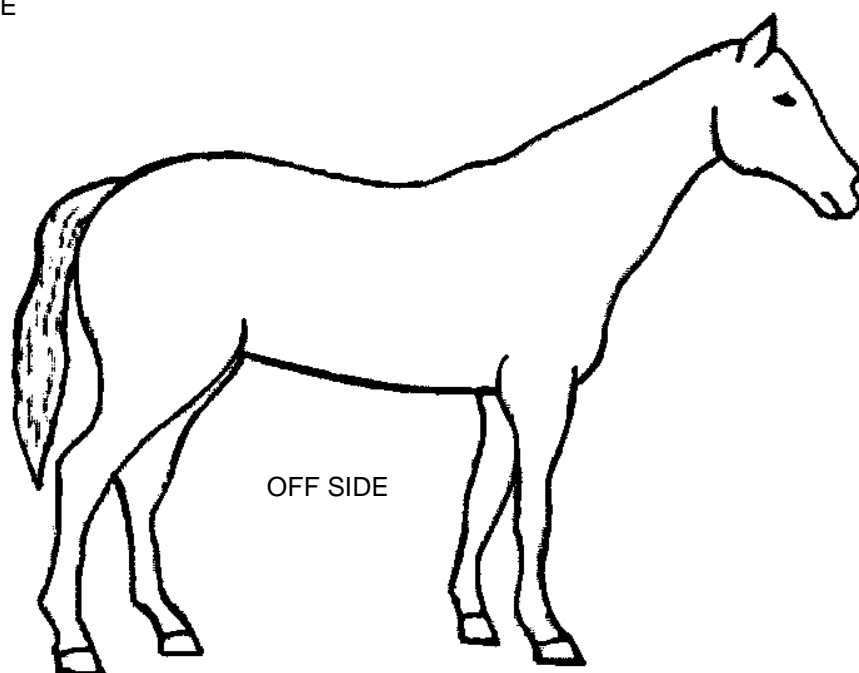
HEAD  
FRONT VIEW



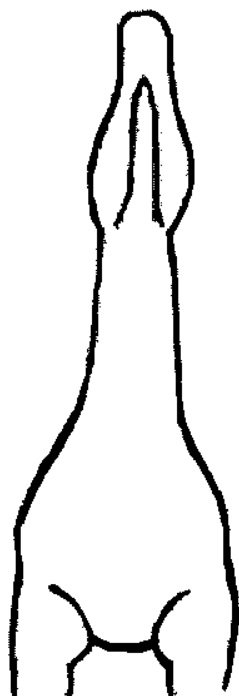
MUZZLE



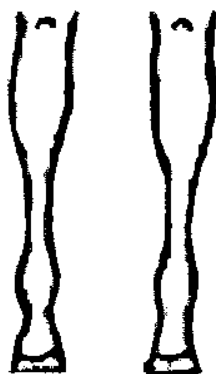
NEAR SIDE



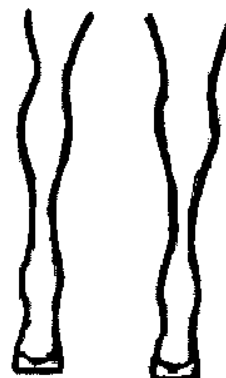
OFF SIDE




HEAD & NECK  
VENTRAL VIEW



HIND LEGS  
REAR VIEW



FORE LEGS  
REAR VIEW



# The Australian Pony Stud Book Society Inc.

ABN: 18 280 213 644  
PO Box 267, Glenbrook NSW 2773  
e-mail: [apsboffice@bigpond.com](mailto:apsboffice@bigpond.com)

## LEASE TERMINATION

**(Please return original certificate of registration with this form)**

To be completed on termination of an indefinite lease or early termination of a defined period lease.

**PLEASE PRINT IN BLOCK LETTERS - DO NOT USE CORRECTION FLUID**

### Pony Details:

Reg.No: \_\_\_\_\_ Prefix: \_\_\_\_\_ Name: \_\_\_\_\_

Date of Birth: \_\_\_\_ / \_\_\_\_ / \_\_\_\_ Brands - Near Shoulder: \_\_\_\_\_ Off Shoulder: \_\_\_\_\_

### Leased From (owner):

Member No: \_\_\_\_\_ Name: \_\_\_\_\_

Address: \_\_\_\_\_  
\_\_\_\_\_

### Leased To (lessee):

Member No: \_\_\_\_\_ Name: \_\_\_\_\_

Address: \_\_\_\_\_  
\_\_\_\_\_

**Period of Lease:** From \_\_\_\_ / \_\_\_\_ / \_\_\_\_ To \_\_\_\_ / \_\_\_\_ / \_\_\_\_ (leave end date blank for indefinite lease)

The lessor and lessee hereby certify that the pony, detailed above, was returned by the lessee to the owner on \_\_\_\_ / \_\_\_\_ / \_\_\_\_ (date of return).

Owner's Signature: \_\_\_\_\_ Date: \_\_\_\_ / \_\_\_\_ / \_\_\_\_

Lessee's Signature: \_\_\_\_\_ Date: \_\_\_\_ / \_\_\_\_ / \_\_\_\_

### FEE PAYMENT DETAILS:

Enclosed is a cheque / money order made payable to APSB for: \$ \_\_\_\_\_

Or charge my credit card: Mastercard ☐ Visa ☐ Bankcard ☐

--	--	--	--

--	--	--	--

--	--	--	--

--	--	--	--


Expires: \_\_\_\_ / \_\_\_\_ Name on Card: \_\_\_\_\_

**CARD CHECK VALUE**  
(3 digit no. on back of card)

Signature: \_\_\_\_\_ Receipt Required ☐

--	--	--

**refer to website ([www.apsb.asn.au](http://www.apsb.asn.au)), your State Branch Secretary or the Registrar for latest fee schedule**



# The Australian Pony Stud Book Society Inc.

ABN: 18 280 213 644  
PO Box 267, Glenbrook NSW 2773  
e-mail: [apsboffice@bigpond.com](mailto:apsboffice@bigpond.com)

## APPLICATION FOR RIDING PONY REGISTRATION

PLEASE PRINT IN BLOCK LETTERS

DO NOT USE CORRECTION FLUID

Please tick one:	Colt <input type="checkbox"/>	Mare <input type="checkbox"/>	Stallion <input type="checkbox"/>	Gelding <input type="checkbox"/>
------------------	-------------------------------	-------------------------------	-----------------------------------	----------------------------------

Prefix: \_\_\_\_\_ Name: \_\_\_\_\_

Date of Birth: \_\_\_\_ / \_\_\_\_ / \_\_\_\_ Gelded: \_\_\_\_\_ Date: \_\_\_\_ / \_\_\_\_ / \_\_\_\_

Height: \_\_\_\_\_ hands Foal Colour: \_\_\_\_\_ Adult Colour: \_\_\_\_\_  
(approx at maturity)

Brands - Near Shoulder: \_\_\_\_\_ Off Shoulder: \_\_\_\_\_

Head: \_\_\_\_\_

Markings: Fore  
(Details to be Legs: Near Side: \_\_\_\_\_  
shown on Off Side: \_\_\_\_\_  
rear of form)

Hind  
Legs: Near Side: \_\_\_\_\_  
Off Side: \_\_\_\_\_

Sire - Reg No: \_\_\_\_\_ Prefix & Name: \_\_\_\_\_ Colour: \_\_\_\_\_

Dam - Reg No: \_\_\_\_\_ Prefix & Name: \_\_\_\_\_ Colour: \_\_\_\_\_

Breeder's Name: \_\_\_\_\_ APSB Member No: \_\_\_\_\_

Breeder's Address: \_\_\_\_\_

Owner's Name: \_\_\_\_\_ APSB Member No: \_\_\_\_\_

Owner's Address: \_\_\_\_\_

I hereby certify that the above particulars are, to the best of my knowledge, correct.

Nominee's Signature: \_\_\_\_\_ Date: \_\_\_\_ / \_\_\_\_ / \_\_\_\_

### FEE PAYMENT DETAILS:

Enclosed is a cheque / money order made payable to APSB for: \$ \_\_\_\_\_

Or charge my credit card: Mastercard ☐ Visa ☐ Bankcard ☐

--	--	--	--

--	--	--	--

--	--	--	--

--	--	--	--

Expires: \_\_\_\_ / \_\_\_\_ Name on Card: \_\_\_\_\_

CARD CHECK VALUE  
(3 digit no. on back of card)

Signature: \_\_\_\_\_ Receipt Required ☐

--	--	--


**refer to website ([www.apsb.asn.au](http://www.apsb.asn.au)), your State Branch Secretary or the Registrar for latest fee schedule**

## EXACT MARKINGS TO BE SHOWN

PLEASE TICK IF NO WHITE MARKINGS

☐

NEAR SIDE



OFF SIDE



HEAD

### INSTRUCTIONS

Fill in the diagrams with the exact positions of markings, brands and permanent scars, if any.

### **RIDING PONY REGISTRATION REQUIREMENTS**

This form is for the registration of APSB Riding Ponies which are of eligible breeding as defined in the APSB Riding Pony Regulations. The form is not to be used for ponies currently registered in the APSB pure-bred or part-bred registers.


The APSB Riding Pony Regulations stipulate that an APSB Riding Pony is:

- by a stallion registered in a pure-bred section of the APSB, out of a mare registered as Section A with the Australian Riding Pony Stud Book (RPSBS); or
- out of a mare registered in a pure-bred section of the APSB, by a stallion registered as Section A with the RPSBS.

The proof of breeding required includes:

- If the pony's sire is registered in an APSB pure-bred section, an APSB stallion service certificate and a copy of the mare's RPSBS registration certificate.
- If the pony's sire is registered as Section A with the RPSBS, an RPSBS stallion service certificate.
- If the pony is registered as Section A with the RPSBS, a copy of the RPSBS registration certificate and proof of ownership.

All Riding Pony stallion applications must be accompanied by a completed APSB Stallion Certificate Of Suitability. The breeders prefix and brand must be registered with the APSB.



# The Australian Pony Stud Book Society Inc.

ABN: 18 280 213 644  
PO Box 267, Glenbrook NSW 2773  
e-mail: [apsboffice@bigpond.com](mailto:apsboffice@bigpond.com)

## APPLICATION FOR PART-BRED REGISTRATION

PLEASE PRINT IN BLOCK LETTERS

DO NOT USE CORRECTION FLUID

Please tick one: ☐ Mare (\$33.00) ☐ Gelding (\$33.00) ☐ Colt (\$33.00)

Prefix: \_\_\_\_\_ Name: \_\_\_\_\_

Date of Birth: \_\_\_\_ / \_\_\_\_ / \_\_\_\_ Date Gelded: \_\_\_\_ / \_\_\_\_ / \_\_\_\_

Height: \_\_\_\_\_ hands Foal Colour: \_\_\_\_\_ Adult Colour: \_\_\_\_\_  
(approx at maturity)

Brands - Near Shoulder: \_\_\_\_\_ Off Shoulder: \_\_\_\_\_

Head: \_\_\_\_\_

Markings: (Details to be shown on rear of form)  
Fore Legs: Near Side: \_\_\_\_\_  
Off Side: \_\_\_\_\_

Hind Legs: Near Side: \_\_\_\_\_  
Off Side: \_\_\_\_\_

Prefix & Name \_\_\_\_\_  
**Sire:** Reg No. \_\_\_\_\_  
(APSB or other, as applicable)

Prefix & Name \_\_\_\_\_  
**Grand Sire:** Reg No. \_\_\_\_\_  
(APSB or other, as applicable)

Prefix & Name \_\_\_\_\_  
**Grand Dam:** Reg No. \_\_\_\_\_  
(APSB or other, as applicable)

Prefix & Name \_\_\_\_\_  
**Dam:** Reg No. \_\_\_\_\_  
(APSB or other, as applicable)

Prefix & Name \_\_\_\_\_  
**Grand Sire:** Reg No. \_\_\_\_\_  
(APSB or other, as applicable)

Prefix & Name \_\_\_\_\_  
**Grand Dam:** Reg No. \_\_\_\_\_  
(APSB or other, as applicable)

Breeder's Name: \_\_\_\_\_ APSB Member No: \_\_\_\_\_

Breeder's Address: \_\_\_\_\_

Owner's Name: \_\_\_\_\_ APSB Member No: \_\_\_\_\_

Owner's Address: \_\_\_\_\_

I hereby certify that the above particulars are, to the best of my knowledge, correct.


Nominee's Signature: \_\_\_\_\_ Date: \_\_\_\_ / \_\_\_\_ / \_\_\_\_

## EXACT MARKINGS TO BE SHOWN

PLEASE TICK IF NO WHITE MARKINGS ☐



NEAR SIDE



OFF SIDE



HEAD

### INSTRUCTIONS

Fill in the diagrams with the exact positions of markings, brands and permanent scars, if any.

### PART-BRED REGISTRATION REQUIREMENTS

To register a pony in the APSB Part-Bred register, the following items are to accompany this form:

- proof of a minimum of 25% APSB Pure-Bred bloodlines; and
- a stallion certificate of service or other proof of breeding, such as a registration certificate from a recognised society, as defined in the APSB Regulations.

### FEE PAYMENT DETAILS:

Enclosed is a cheque / money order made payable to APSB for: \$ \_\_\_\_\_

Or charge my credit card: Mastercard ☐ Visa ☐ Bankcard ☐

--	--	--	--

--	--	--	--

--	--	--	--

--	--	--	--

Expires: \_\_\_\_ / \_\_\_\_ Name on Card: \_\_\_\_\_

Signature: \_\_\_\_\_

Receipt Required ☐

CARD CHECK VALUE  
(3 digit no. on back of card)

--	--	--

**refer to website ([www.apsb.asn.au](http://www.apsb.asn.au)), your State Branch Secretary or the Registrar for latest fee schedule**

